



Model	INR21700/50PL	Spec. No.	PBRI-INR21700/50PL-D06-01	Version No.	A
-------	---------------	-----------	---------------------------	-------------	---

PRODUCT SPECIFICATION

Model : INR21700/50PL

Designed	RD Checked	QC Checked	Sales Checked	Approved

Customer signature
Company name:
Approved by:
Signature date:

November, 2024
EVE Energy Co., Ltd.

Model	INR21700/50PL	Spec. No.	PBRI-INR21700/50PL-D06-01	Version No.	A
-------	---------------	-----------	---------------------------	-------------	---

Revision History

[illegible]



Model	INR21700/50PL	Spec. No.	PBRI-INR21700/50PL-D06-01	Version No.	A
-------	---------------	-----------	---------------------------	-------------	---

Catalogue

1. Scope	1
2. Description and Model	1
3. Nominal Specifications	1
4. Outline Dimensions	2
5. Appearance	2
6. Standard Test Condition	2
6.1. Environment Condition	2
6.2. Measuring Equipment	2
7. Charging Method	3
7.1. Standard Charge	3
7.2. Maximum Charge	3
8. Electrical Characteristics	3
8.1. Standard Discharge Capacity	3
8.2. Initial Internal Impedance	3
8.3. Discharge Rate Capabilities	3
8.4. Temperature Dependence of Discharge Capacity	
8.5. Storage Characteristic	4
9. Mechanical Characteristics	4



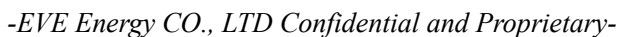
Model	INR21700/50PL	Spec. No.	PBRI-INR21700/50PL-D06-01	Version No.	A
-------	---------------	-----------	---------------------------	-------------	---

9.1.	Free Fall Test	4
9.2.	Vibration Test	4
10.	Safety	5
10.1.	Overcharge Test	5
10.2.	External Short-circuit Test	5
10.3.	Forced Discharge Test	5
10.4.	Heating Test	5
10.5.	Low Pressure Test	6
11.	Status of the Cell as of Ex-factory	6
12.	Warranty	6
13.	Precautions and Safety Instructions	6
14.	Guide for the use of Lithium-ion Cells	7
14.1.	General	7
14.2.	Charging	7
14.3.	Discharging	7
14.4.	Storage	8
14.5.	Design of System	8
14.6.	Battery Pack Assembly	9
14.7.	Others	10
15.	Others	12



Model	INR21700/50PL	Spec. No.	PBRI-INR21700/50PL-D06-01	Version No.	A
-------	---------------	-----------	---------------------------	-------------	---

15.1.	Storage for a Long Time	12
15.2.	Others	12
16.	Consultation	12

1 / 15

Model	Spec. No.	Version No.	
INR21700/50PL	PBRI-INR21700/50PL-D06-01	A	
3.10. Cell Dimensions (w/o tube)	Height: 70.04±0.15mm Diameter: 21.00±0.10mm		
3.11. Operation Temperature (Cell Surface Temperature)	Ambient Temperature Charge: 0 to 45 °C Discharge: -20 to 60°C		
	Charge Temperature: 0 to 60°C (recommended recharge release <45°C) Discharge Temperature: -20 to 80°C (recommended re-discharge release <60°C)		
3.12. Storage Temperature (At Shipping SOC)	1 year 3 months 1 month	-20~25°C -20~45°C -20~60°C	

4. Outline Dimensions

See the attachment (Fig. 1).

5. Appearance

There shall be no such defects as rust, discoloration, leakage which may adversely affect commercial value of the cell.

6. Standard Test Condition

6.1. Environment Condition

Unless otherwise specified, all tests stated in this specification are conducted at temperature 25±2°C and humidity under 65% RH.

6.2. Measuring Equipment

(1) Amp-meter and volt-meter

The amp-meter and volt-meter should have an accuracy of the grade 0.5mA and 0.5mV or higher.

(2) Slide caliper

The slide caliper should have 0.01mm scale.

(3) Impedance meter

The impedance meter with AC 1 kHz should be used.

Model	INR21700/50PL	Spec. No.	PBRI-INR21700/50PL-D06-01	Version No.	A
-------	---------------	-----------	---------------------------	-------------	---

7. Charging Method

7.1. Standard Charge

Standard Charge means charging the cell CCCV with charge current 2.5A (0.5C), constant voltage 4.20V and 0.1A cut-off in CV mode at 25°C for capacity.

7.2. Maximum Charge

Maximum Charge means charging the cell CCCV with charge current 10.0A (2.0C), constant voltage 4.20V and 0.1A cut-off in CV mode at 25°C.

8. Electrical Characteristics

Item	Test Condition	Criteria
8.1. Standard Discharge Capacity	The Standard Discharge Capacity is measured with discharge current of 1A (0.2C) and 2.50V cut-off at 25°C after the standard charge. Referring IEC61960 Standard.	Standard Discharge Capacity \geq 4800mAh
8.2. Initial Internal Impedance	Initial Internal Impedance is measured at AC 1kHz at shipping SOC.	Initial Internal Impedance \leq 7m Ω

8.3. Discharge Rate Capabilities	Discharge capacity is measured with the various currents in the following table and	Item	Discharge Condition
----------------------------------	---	------	---------------------

Model	INR21700/50PL	Spec. No.	PBRI-INR21700/50PL-D06-01		Version No.	A	
	2.50V cut-off after the standard charge at 25°C. Note: Relative capacity is divided by the 10A discharge capacity at 25°C.	Current (A)	1	10	30	40	
		Rate (C)	0.2	2.0	6.0	8.0	
		Relative Capacity (%)	≥100	100	≥95	≥95	
8.4. Temperature Dependence of Discharge Capacity	Capacity comparison at each temperature, measured after 3 hours storage at the test environment with discharge constant current 12.5A (2.5C) and 2.50V cut-off after the standard charge at 25°C. Note: Relative capacity is divided by the 10A discharge capacity at 25°C.	Item	Discharge Temperature				
		Temperature (°C)	-20	-10	0	25	60
		Storage Time (h)	3	3	3	3	3
		Relative Capacity (%)	≥60	≥75	≥80	100	≥90
8.5. Storage Characteristic	Recovery Capacity: The capacity of standard discharge of three times cycles after fully standard charged storage at condition as follows. After storage for 30days at 60°C.	Recovery Capacity ≥90% of Standard Discharge					

9. Mechanical Characteristics

Item	Test Method	Criteria
9.1. Free Fall Test	Each fully charged cell is dropped three times from a height of 1.0m onto a concrete floor. The cells are dropped so as to obtain impacts in random orientations. After the test, the cells shall be put on rest for 1h and then a visual inspection shall be performed. Free fall test is according to the IEC62133 standard.	No fire, no explosion.
9.2. Vibration Test	For X and Y axis with cylindrical cell 7Hz→200Hz→7Hz for 15min, repetition 12 times	No fire, no explosion,

Model	Spec. No.	Version No.	
INR21700/50PL	PBRI-INR21700/50PL-D06-01	A	

	<p>totally 3 hours, the acceleration 1g during 7 to 18Hz, then amplitude 1.6mm and maximum 8g up to 200Hz.</p> <p>Vibration test is according to the UN38.3 standard.</p>	no leakage, with less than 10% of OCV drop.
--	---	---

10. Safety (安全性能)

Item	Test Method	Criteria
10.1. Overcharge Test	<p>Fully standard discharged cell is charged with 4.6V and 15.0A (3C) for 7h.</p> <p>Overcharge test is according to the UL1642 standards.</p>	No fire, no explosion.
10.2. External Short-circuit Test	<p>Fully standard charged cell is to be short-circuited by connecting the positive and negative terminals of the cell with a circuit load having are resistance load of $80\pm 20m\Omega$ at $55\pm 5^{\circ}C$. The cell remains on test for 24h or until the surface temperature declines by 20% of the maximum temperature rise, whichever is the sooner.</p> <p>External short-circuit test is according to the IEC62133 standard.</p>	No fire, no explosion.
10.3. Forced Discharge Test	<p>A discharged cell is subjected to a reverse charge at 5.0A (1C) for 90 min.</p> <p>Forced discharge test is according to the IEC62133 standard.</p>	No fire, no explosion.
10.4. Heating Test	<p>To heat up the standard charged cell at heating rate $5^{\circ}C$ per minute up to $130^{\circ}C$ and keep the cell in oven for 10 minutes.</p> <p>Heating test is according to the UL1642 standard.</p>	No fire, no explosion.

Model	Spec. No.	Version No.	
INR21700/50PL	PBRI-INR21700/50PL-D06-01	A	
10.5. Low Pressure Test	Fully standard charged cell is to be stored at a pressure of 11.6 kPa or less for at least six hours at ambient temperature. Low pressure test is according to the UN38.3 standards.	No fire, no explosion and no leakage with less than 10% of OCV drop.	

11. Status of the Cell as of Ex-factory

The cell should be shipped in 3.450V to 3.600V charging voltage range.

12. Warranty

The warranty period of cells are made according to business contract. However, even though the problem occurs within this period, EVE won't replace a new cell for free as long as the problem is not due to the failure of EVE manufacturing process or is due to customer's abuse or misuse.

EVE will not be responsible for trouble occurred by handling outside of the precautions in instructions.

EVE will not be responsible for trouble occurred by matching electric circuit, cell pack and charger.

EVE will be exempt from warrantee any defect cells during assembling after acceptance.

13. Precautions and Safety Instructions

Lithium-ion rechargeable cells subject to abusive conditions can cause damage to the cell and/or personal injury. Please read and observe the standard cell precautions below before using utilization.

Note 1. Customer shall contact EVE in advance if it intends to use the cell in applications or operating conditions other than those described in this document.

Note 2. EVE will take no responsibility for any accident that occurs when the cell is used under conditions other than those described in this document.

Model	INR21700/50PL	Spec. No.	PBRI-INR21700/50PL-D06-01	Version No.	A
-------	---------------	-----------	---------------------------	-------------	---

Note 3. For the sake of safety assurance, please discuss the equipment design, its system and protection circuit of Lithium-ion cell with EVE in advance, and consult about the high rate current, rapid charge and special application in the same way.

14. Guide for the use of Lithium-ion Cells

14.1. General

This chapter has been prepared to describe the appropriate cautions and prohibitions, which the customer should take or employ when the customer uses and handles the lithium ion cell to be manufactured and supplied by EVE Energy CO., LTD., in order to obtain optimal performance and safety.

14.2. Charging

14.2.1. Charging current

Charging current shall be less than maximum charge current specified in the specification.

14.2.2. Charging voltage

Charging shall be done by voltage less than that specified in the specification.

14.2.3. Charging temperature

The cell shall be charged within a range of specified temperatures in the specification.

14.2.4. Reverse charging

The cell shall be connected, confirming that its poles are correctly aligned. Inverse charging shall be strictly prohibited. If the cell is connected improperly, it may be damaged.

14.3. Discharging

14.3.1. Discharging current

The cell shall be discharged continuously at less than maximum discharging current specified in the specification. In case of the higher discharging current should be set, it shall be discussed with EVE.

Model	INR21700/50PL	Spec. No.	PBRI-INR21700/50PL-D06-01	Version No.	A
-------	---------------	-----------	---------------------------	-------------	---

14.3.2. Discharging temperature (放电温度)

The cell shall be discharged within a range of temperatures specified in the specification. Otherwise, it may cause loss of performance characteristics.

14.3.3. Over-discharging

The system should equip with a device to prevent further discharging exceeding discharging cut-off voltage specified in the specification.

Over-discharging may cause loss of performance characteristics of cell. Over-discharging may occur by self-discharging if the cell is left for a very long time without any use.

The charger should equip with a device to detect voltage of cell box and to determine recharging procedures.

14.4. Storage

14.4.1. Storage conditions

The cell should be stored within a range of temperatures specified in the specification. Otherwise, it may cause loss of performance characteristics, leakage and/or rust.

14.4.2. Long term storage

The cell should be used within a short period after charging because long-term storage may cause loss of capacity by self-discharging. If long-term storage is necessary, the cell should be stored at lower voltage within a range specified in the specification, because storage with higher voltage may cause more loss of performance characteristics.

14.5. Design of System

14.5.1. Connection between the cell and the battery

The cell should not be soldered directly with other cells. Namely, the cell should be welded with leads on its connector and then be soldered with wire or leads to solder. Otherwise, it may cause damage of component, such as separator and insulator, by heat generation.

Model	INR21700/50PL	Spec. No.	PBRI-INR21700/50PL-D06-01	Version No.	A
-------	---------------	-----------	---------------------------	-------------	---

14.5.2. Positioning the battery in the system

The battery should be positioned as possible as far from heat sources and high temperature components. Otherwise, it may cause loss of characteristics. The recommended spacing between the cells is more than 1mm.

14.5.3. Mechanical shock protection of the battery

The battery should be equipped with appropriate shock absorbers in the pack in order to minimize shock, which can damage the cells. Otherwise, it may cause shape distortion, leakage, heat generation and/or rupture and/or open circuit.

14.5.4. Short-circuit protection of the cell

The cell equips with an insulating sleeve to protect short-circuit which may occur during transportation, battery assembly and/or system operation. If the cell sleeve is damaged by some cause such as outside impact, it may cause short-circuit with some wiring inside the battery.

14.5.5. Connection between the battery and charger/System

The battery should be designed to be connected only to the specified charger and system. A reverse connection of the battery, even in the specified system, should be avoided by employing special battery design such as a special terminal.

14.5.6. Pack d

The current consumption of the battery pack should be under 10uA at sleep mode. The system should be equipped with a device to monitor each voltage of cell block to avoid cell imbalance which can cause damage to the cells.

The battery pack or system should have warning system such as over temperature, over voltage, over current, and so on.

14.6. Battery Pack Assembly

14.6.1. Prohibition of usage of damaged cell

The cell should be inspected visually before battery assembly.

Model	INR21700/50PL	Spec. No.	PBRI-INR21700/50PL-D06-01	Version No.	A
-------	---------------	-----------	---------------------------	-------------	---

The cell should not be used if sleeve-damage, can-distortion and/or electrolyte-smell is detected.

14.6.2. Connector handing

Excessive force on the cells' terminal should be avoided when external strip connector is welded.

14.6.3. Transportation

If the cell is necessary to be transported to such as the battery manufacturer, careful precautions should be taken to avoid damage of cell.

14.7. Others

14.7.1. Disassembly

The cell should not be dismantled from the battery pack.

Internal short-circuit caused by disassembly may lead to heat generation and/or venting.

If liquid leaking from the battery gets into your eyes, don't rub your eyes and wash them with clean water and go to see a doctor immediately.

14.7.2. Short-circuiting

Short-circuit results in very high current which leads to heat generation.

An appropriate circuitry should be employed to protect accidental short-circuiting.

14.7.3. Incineration

Incinerating and disposing of the cell in fire are strictly prohibited, because it may cause rupture and explosion.

14.7.4. Immersion

Soaking the cell in water is strictly prohibited, because it may cause corrosion and leakage of components to be damaged to functions.

14.7.5. Mixing use

Different types of cell, or same types but different cell manufacturer shall not be used, which may lead to cell

Model	INR21700/50PL	Spec. No.	PBRI-INR21700/50PL-D06-01	Version No.	A
-------	---------------	-----------	---------------------------	-------------	---

imbalance, cell rupture or damage to system due to the different characteristics of cell.

14.7.6. Battery exchange

Although the cell contains no environmentally hazardous component, such as lead or cadmium, the battery shall be disposed according to the local regulations when it is disposed.

The cell should be disposed with a discharged state to avoid heat generation by an inadvertent short-circuit.

14.7.7. Temperature measurement

The temperature monitoring system (K-type thermocouple) is recommended to be placed in the middle of the cell (35mm up from the bottom of the cell), and the accuracy of the temperature monitoring system should be within $\pm 2^{\circ}\text{C}$.

14.7.8. Caution

The battery used in this device may present a risk of fire or chemical burn if mistreated.

Do not disassemble, expose to heat above 100°C or incinerate it.

Do not expose the cell to extreme heat or flame.

Do not short circuit, over-charge or over-discharge the cell.

Do not subject the cell to strong mechanical shocks.

Do not immerse the cell in water or sea water, or get it wet.

Do not reverse the polarity of the cell for any reason.

Do not disassemble or modify the cell.

Do not handle or store with metallic like necklaces, coins or hairpins, etc.

Model	INR21700/50PL	Spec. No.	PBRI-INR21700/50PL-D06-01	Version No.	A
-------	---------------	-----------	---------------------------	-------------	---

Do not use the cell with conspicuous damage or deformation.

Do not connect cell to the plug socket or car-cigarette-plug.

Do not make the direct soldering onto a cell.

Do not touch a leaked cell directly.

Do not use Lithium-ion cell in mixture.

Do not use or leave the cell under the blazing sun (or in heated car by sunshine).

Keep cell away from children.

Do not drive a nail into the cell, strike it by hammer or tread it.

Replace battery with those of EVE only.

•

15. Others

15.1. Storage for a Long Time

If the cell or pack is kept for a long time (3 months or more), it is strongly recommended that the cell is performed one cycle, the voltage of the cell is recommended from 3.50V to 3.80V, the environment should be low-temperature (normally 0~25°C), dry and no corrosive gas.

15.2. Others

Any other matters not covered under this specification shall be separately negotiated and confirmed by both parties.

16. Consultation

Address: EVE Energy Co., Ltd.-EVE Industrial Park on No.38, Huifeng 7th Road, Zhongkai Hi-Tech Zone,

Model	INR21700/50PL	Spec. No.	PBRI-INR21700/50PL-D06-01	Version No.	A
-------	---------------	-----------	---------------------------	-------------	---

Attachment :

Fig 1 (图 1) :

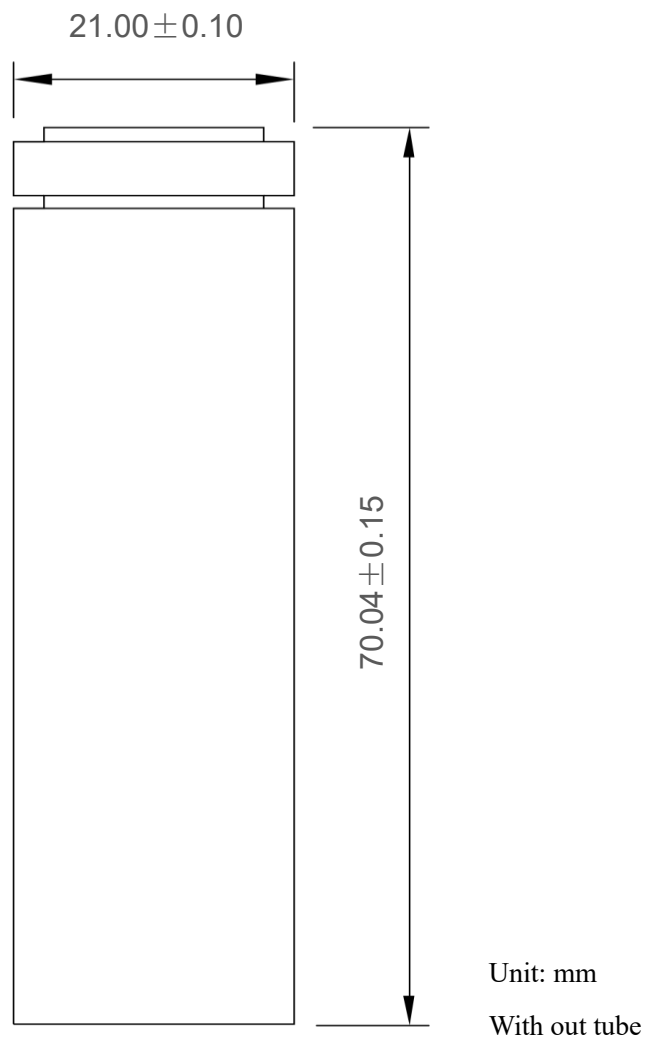
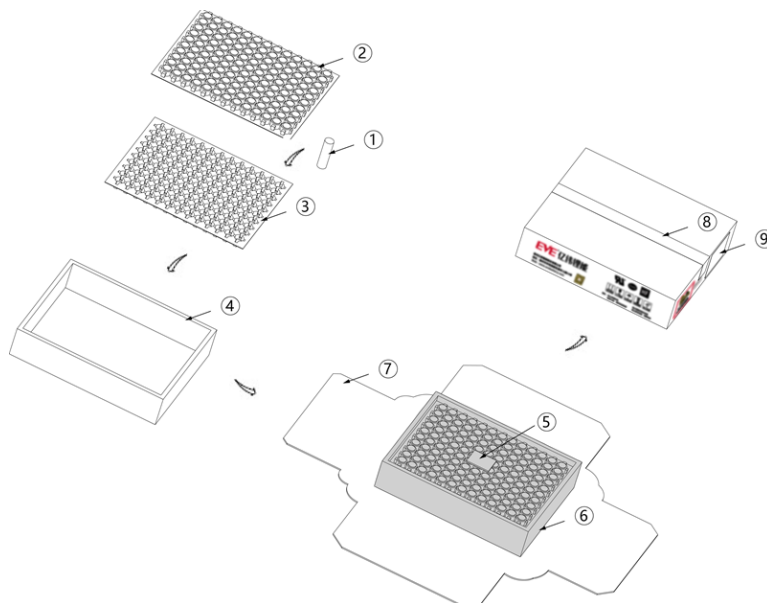


Fig. 1. Outline Dimensions of INR21700/50PL

Model	INR21700/50PL	Spec. No.	PBRI-INR21700/50PL-D06-01	Version No.	A
-------	---------------	-----------	---------------------------	-------------	---

Attachment :

Fig 2 :



NO.	Part Name	Material	Q'Ty
1	Cell	INR21700/50PL	130 pcs/box
2	Blister upper cover	PP	1 pcs/box
3	Blister lower cover	PP	1 pcs/box
4	Inner box	K3K Single Wall	1 pcs/box
5	Silica Gel	Silica Gel	1 pcs/box
6	PE Bag	PE	1 pcs/box
7	Outer box	H=H Double Wall	1 pcs/box
8	Tape	PE	0.01 rol/box
9	Label	Art Paper	1 pcs/box